AC AXIAL FAN

- ER Series
- ø200mm

Type	Dir. of air flow A/V				
2S-200	A	2S-200-02	2S-200-FG-02	2S-200-SQ-02	2S-200-RD-02
	V	2S-200-01	2S-200-FG-01	2S-200-SQ-01	2S-200-RD-01
2E-200	A	2E-200-02	2E-200-FG-02	2E-200-SQ-02	2E-200-RD-02
	V	2E-200-01	2E-200-FG-01	2E-200-SQ-01	2E-200-RD-01
2D-200	A	2D-200-02	2D-200-FG-02	2D-200-SQ-02	2D-200-RD-02
	V	2D-200-01	2D-200-FG-01	2D-200-SQ-01	2D-200-RD-01
4E-200	A	4E-200-02	4E-200-FG-02	4E-200-SQ-02	4E-200-RD-02
	V	4E-200-01	4E-200-FG-01	4E-200-SQ-01	4E-200-RD-01
4D-200	A	4D-200-02	4D-200-FG-02	4D-200-SQ-02	4D-200-RD-02
	V	4D-200-01	4D-200-FG-01	4D-200-SQ-01	4D-200-RD-01

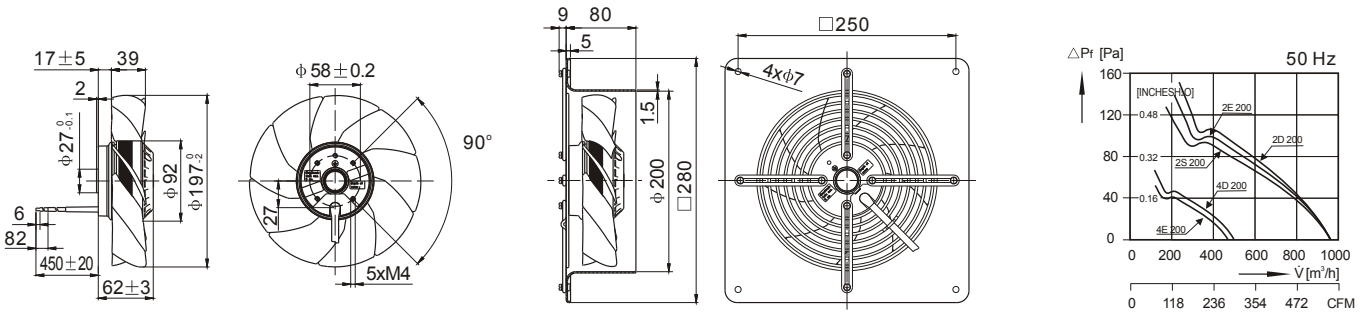

Dir.of air flow "V" ← "A" →

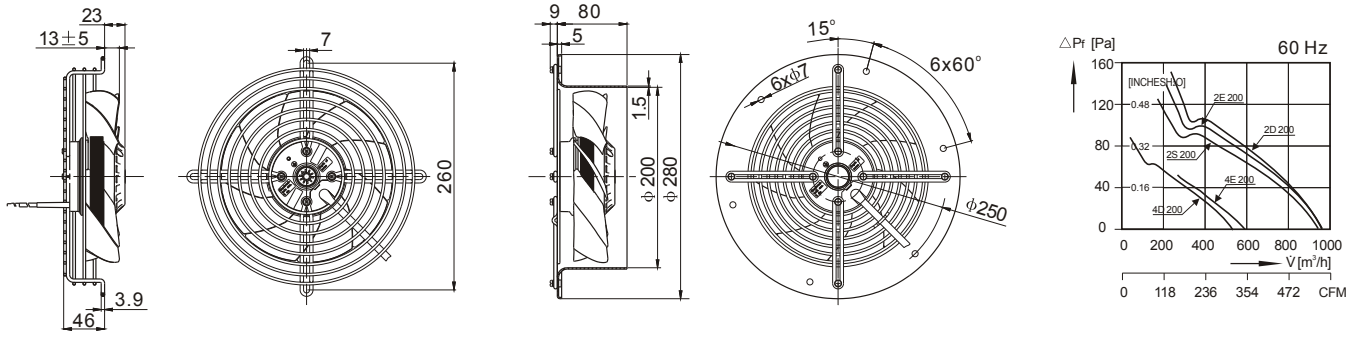

Type	Nominal Voltage	Frequency	Air Flow	Nominal Speed	Power Input	Current	Noise	Max Static Pressure	Temperature Range	Capacitor
	V	Hz	m³/h	(min⁻¹)	(W)	(A)	(dB)	(Pa)	℃	μF/vdb
2S-200	115	50	890	2550	64	0.58	64	130	-25..+70	5.0/250
		60	980	2800	80	0.70	67	130		
2E-200	230	50	890	2600	64	0.30	65	150	-25..+80	1.5/500
		60	990	2900	78	0.34	68	150		
2D-200	415	50	890	2600	68	0.17	65	140	-25..+80	·····
		60	990	2900	70	0.13	68	140		
4E-200	230	50	470	1370	30	0.21	42	50	-25..+80	0.8/500
		60	540	1580	27	0.19	46	50		
4D-200	415	50	500	1440	20	0.07	43	70	-25..+80	·····
		60	600	1690	20	0.06	47	90		

"A" indicates air direction is from impellers to the guard, while "V" indicates the direction is from guard to the impellers.

AC AXIAL FAN

- ER Series
- ø250mm

Type	Dir. of air flow A/V				
2E-250	A	2E-250-02	2E-250-FG-02	2E-250-SQ-02	2E-250-RD-02
	V	2E-250-01	2E-250-FG-01	2E-250-SQ-01	2E-250-RD-01
2D-250	A	2D-250-02	2D-250-FG-02	2D-250-SQ-02	2D-250-RD-02
	V	2D-250-01	2D-250-FG-01	2D-250-SQ-01	2D-250-RD-01
4E-250	A	4E-250-02	4E-250-FG-02	4E-250-SQ-02	4E-250-RD-02
	V	4E-250-01	4E-250-FG-01	4E-250-SQ-01	4E-250-RD-01
4D-250	A	4D-250-02	4D-250-FG-02	4D-250-SQ-02	4D-250-RD-02
	V	4D-250-01	4D-250-FG-01	4D-250-SQ-01	4D-250-RD-01

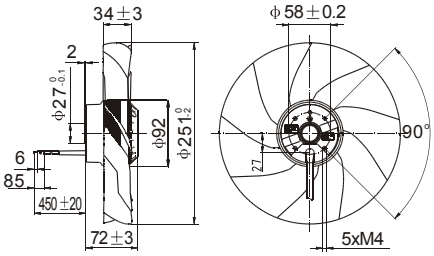

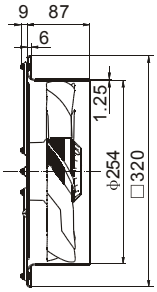

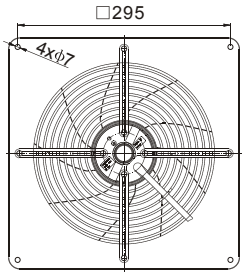

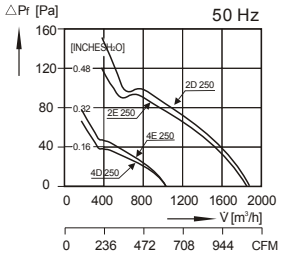

Dir.of air flow "V" ← "A" →

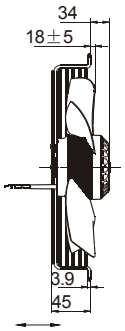

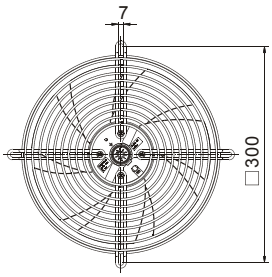

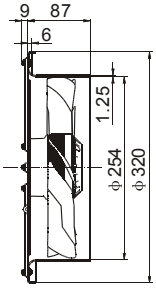

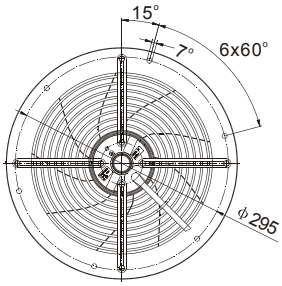

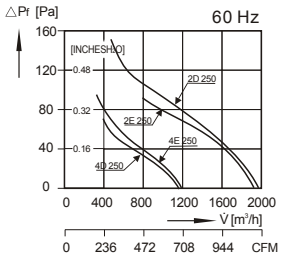

Type	Nominal Voltage	Frequency	Air Flow	Nominal Speed	Power Input	Current	Noise	Max Static Pressure	Temperature Range	Capacitor
	V	Hz	m³/h	(min⁻¹)	(W)	(A)	(dB)	(Pa)	℃	μF/vdb
2E-250	230	50	1820	2450	115	0.51	69	120	-25..+65	1.5/500
		60	1970	2600	150	0.66	71	85		
2D-250	415	50	1830	2500	100	0.34	69	150	-25..+65	.....
		60	1950	2650	140	0.40	70	150		
4E-250	230	50	1010	1400	42	0.19	54	80	-25..+60	0.8/500
		60	1200	1580	45	0.20	58	100		
4D-250	415	50	1010	1400	25	0.12	54	70	-25..+65	.....
		60	1140	1580	32	0.12	57	70		

"A" indicates air direction is from impellers to the guard, while "V" indicates the direction is from guard to the impellers.

AC AXIAL FAN

- ER Series
- ø300mm

Type	Dir. of air flow A/V				
2E-300	A	2E-300-02	2E-300-FG-02	2E-300-SQ-02	2E-300-RD-02
	V	2E-300-01	2E-300-FG-01	2E-300-SQ-01	2E-300-RD-01
2D-300	A	2D-300-02	2D-300-FG-02	2D-300-SQ-02	2D-300-RD-02
	V	2D-300-01	2D-300-FG-01	2D-300-SQ-01	2D-300-RD-01
4E-300	A	4E-300-02	4E-300-FG-02	4E-300-SQ-02	4E-300-RD-02
	V	4E-300-01	4E-300-FG-01	4E-300-SQ-01	4E-300-RD-01
4D-300	A	4D-300-02	4D-300-FG-02	4D-300-SQ-02	4D-300-RD-02
	V	4D-300-01	4D-300-FG-01	4D-300-SQ-01	4D-300-RD-01



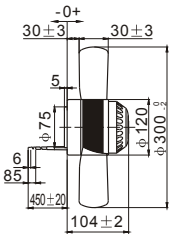

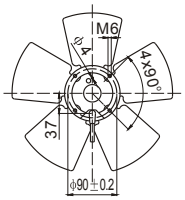

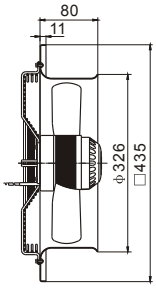

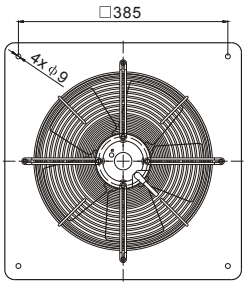

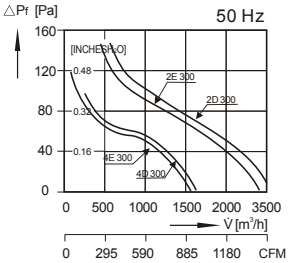

Dir.of air flow "V" ← "A" →

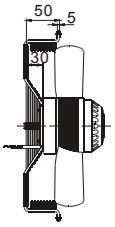

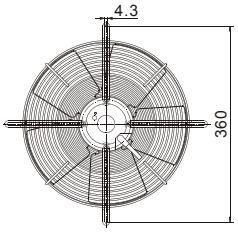

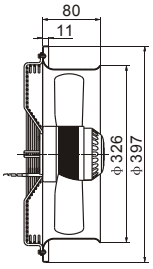

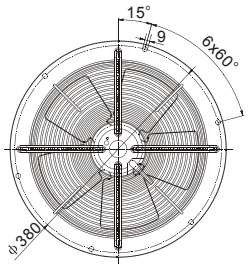

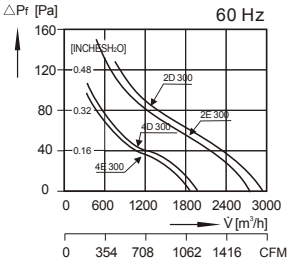

Type	Nominal Voltage	Frequency	Air Flow	Nominal Speed	Power Input	Current	Noise	Max Static Pressure	Temperature Range	Capacitor
	V	Hz	m^3/h	(min^{-1})	(W)	(A)	(dB)	(Pa)	℃	μ F/vdb
2S-300	115	50	890	2550	64	0.58	64	130	-25..+70	5.0/250
		60	980	2800	80	0.70	67	130		
2E-300	230	50	890	2600	64	0.30	65	150	-25..+80	1.5/500
		60	990	2900	78	0.34	68	150		
2D-300	415	50	890	2600	68	0.17	65	140	-25..+80	·····
		60	990	2900	70	0.13	68	140		
4E-300	230	50	470	1370	30	0.21	42	50	-25..+80	0.8/500
		60	540	1580	27	0.19	46	50		
4D-300	415	50	500	1440	20	0.07	43	70	-25..+80	·····
		60	600	1690	20	0.06	47	90		

"A" indicates air direction is from impellers to the guard, while "V" indicates the direction is from guard to the impellers.

AC AXIAL FAN

- ER Series
- ø350mm

Type	Dir. of air flow A/V				
4E-350	A	4E-350-02	4E-350-FG-02	4E-350-SQ-02	4E-350-RD-02
	V	4E-350-01	4E-350-FG-01	4E-350-SQ-01	4E-350-RD-01
4D-350	A	4D-350-02	4D-350-FG-02	4D-350-SQ-02	4D-350-RD-02
	V	4D-350-01	4D-350-FG-01	4D-350-SQ-01	4D-350-RD-01
6E-350	A	6E-350-02	6E-350-FG-02	6E-350-SQ-02	6E-350-RD-02
	V	6E-350-01	6E-350-FG-01	6E-350-SQ-01	6E-350-RD-01

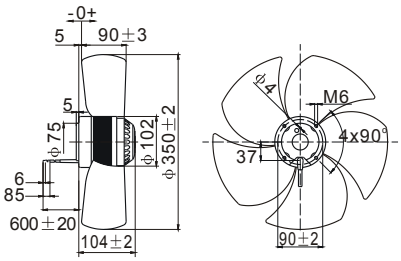

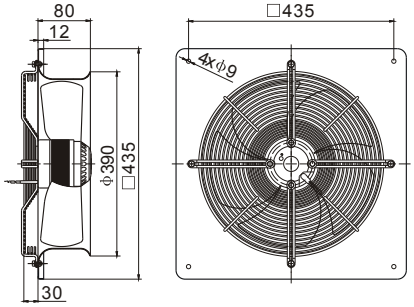

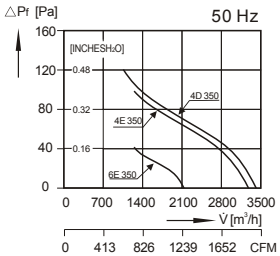

Dir.of air flow "V" ← "A" →

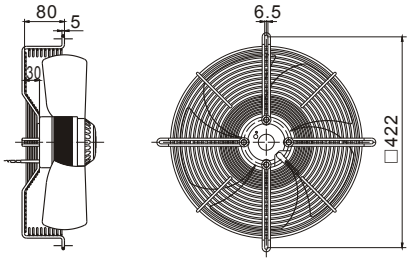

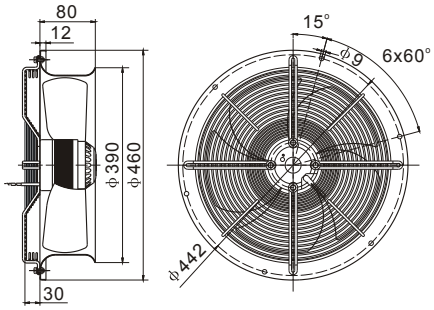

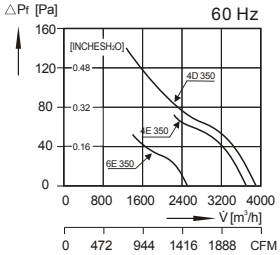

Type	Nominal Voltage	Frequency	Air Flow	Nominal Speed	Power Input	Current	Noise	Max Static Pressure	Temperature Range	Capacitor
	V	Hz	m^3/h	(min^{-1})	(W)	(A)	(dB)	(Pa)	℃	μF/vdb
4E-350	230	50	3250	1365	132	0.58	64	90	-25..+60	5.0/500
		60	3640	1530	180	0.80	67	65		
4D-350	415	50	3340	1420	135	0.42	64	120	-25..+60	·····
		60	3815	1620	185	0.37	68	145		
6E-350	230	50	2110	905	60	0.27	55	40	-25..+65	2.5/500
		60	2420	1040	85	0.38	58	45		

"A" indicates air direction is from impellers to the guard, while "V" indicates the direction is from guard to the impellers.

AC AXIAL FAN

- ER Series
- ø400mm

Type	Dir. of air flow A/V				
4E-400	A	4E-400-02	4E-400-FG-02	4E-400-SQ-02	4E-400-RD-02
	V	4E-400-01	4E-400-FG-01	4E-400-SQ-01	4E-400-RD-01
4D-400	A	4D-400-02	4D-400-FG-02	4D-400-SQ-02	4D-400-RD-02
	V	4D-400-01	4D-400-FG-01	4D-400-SQ-01	4D-400-RD-01
6E-400	A	6E-400-02	6E-400-FG-02	6E-400-SQ-02	6E-400-RD-02
	V	6E-400-01	6E-400-FG-01	6E-400-SQ-01	6E-400-RD-01

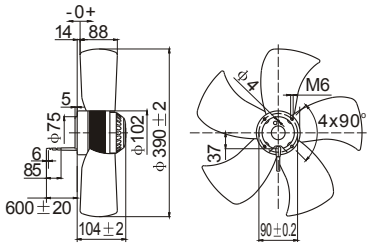

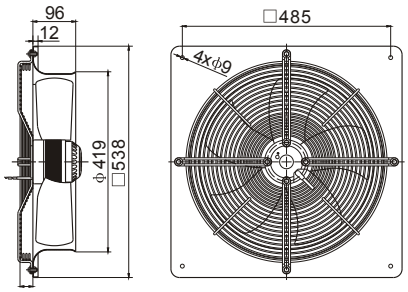

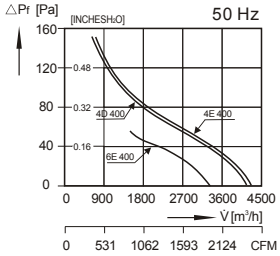

Dir.of air flow "V" ← "A" →

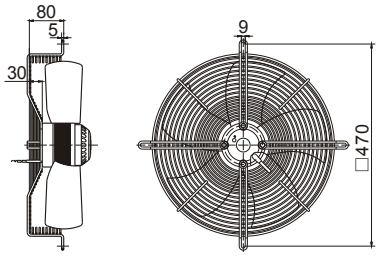

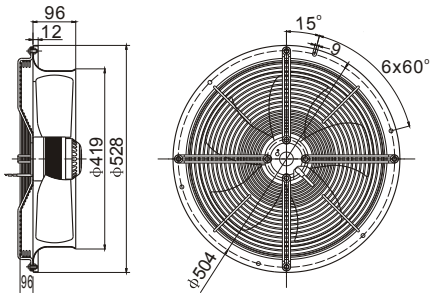

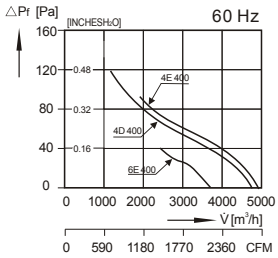

Type	Nominal Voltage	Frequency	Air Flow	Nominal Speed	Power Input	Current	Noise	Max Static Pressure	Temperature Range	Capacitor
	V	Hz	m^3/h	(min^{-1})	(W)	(A)	(dB)	(Pa)	℃	μ F/vdb
4E-400	230	50	4235	1430	160	0.73	68	150	-25..+65	6.0/500
		60	4950	1700	240	1.06	72	75		
4D-400	415	50	4000	1450	135	0.44	68	150	-25..+55	·····
		60	4610	1690	185	0.39	72	120		
6E-400	230	50	3290	940	120	0.55	59	50	-25..+65	3.0/500
		60	3780	1080	170	0.75	62	40		

"A" indicates air direction is from impellers to the guard, while "V" indicates the direction is from guard to the impellers.

AC AXIAL FAN

- ER Series
- ø450mm

Type	Dir. of air flow A/V				
4E-450	A	4E-450-02	4E-450-FG-02	4E-450-SQ-02	4E-450-RD-02
	V	4E-450-01	4E-450-FG-01	4E-450-SQ-01	4E-450-RD-01
4D-450	A	4D-450-02	4D-450-FG-02	4D-450-SQ-02	4D-450-RD-02
	V	4D-450-01	4D-450-FG-01	4D-450-SQ-01	4D-450-RD-01
6E-450	A	6E-450-02	6E-450-FG-02	6E-450-SQ-02	6E-450-RD-02
	V	6E-450-01	6E-450-FG-01	6E-450-SQ-01	6E-450-RD-01

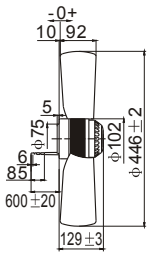

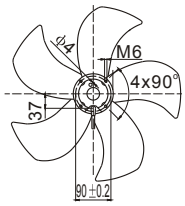

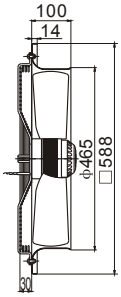

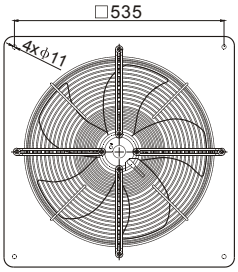

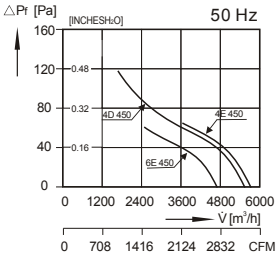

Dir.of air flow "V" "A"

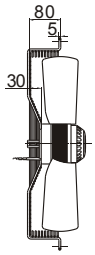

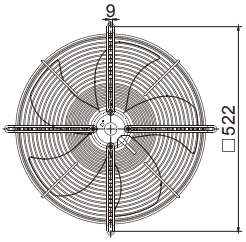

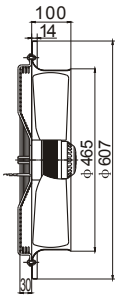

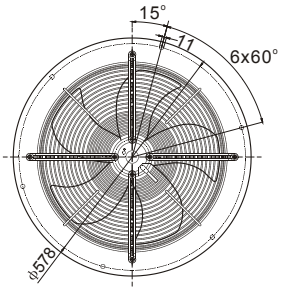

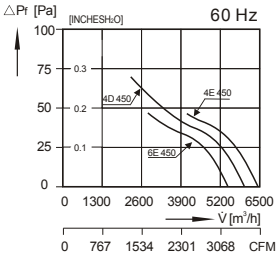

Type	Nominal Voltage	Frequency	Air Flow	Nominal Speed	Power Input	Current	Noise	Max Static Pressure	Temperature Range	Capacitor
	V	Hz	m^3/h	(min^{-1})	(W)	(A)	(dB)	(Pa)	℃	μ F/vdb
4E-450	230	50	5700	1400	245	1.10	73	70	-25..+55	8.0/500
		60	6500	1600	355	1.55	76	45		
4D-450	415	50	5440	1380	200	0.48	72	120	-25..+70	·····
		60	6040	1540	285	0.53	75	70		
6E-450	230	50	4725	980	165	0.80	63	70	-25..+75	4.0/500
		60	5450	1070	225	0.98	67	45		

"A" indicates air direction is from impellers to the guard, while "V" indicates the direction is from guard to the impellers.

AC AXIAL FAN

- ER Series
- ø500mm

Type	Dir. of air flow A/V				
4E-500	A	4E-500-02	4E-500-FG-02	4E-500-SQ-02	4E-500-RD-02
	V	4E-500-01	4E-500-FG-01	4E-500-SQ-01	4E-500-RD-01
4D-500	A	4D-500-02	4D-500-FG-02	4D-500-SQ-02	4D-500-RD-02
	V	4D-500-01	4D-500-FG-01	4D-500-SQ-01	4D-500-RD-01
6E-500	A	6E-500-02	6E-500-FG-02	6E-500-SQ-02	6E-500-RD-02
	V	6E-500-01	6E-500-FG-01	6E-500-SQ-01	6E-500-RD-01
6D-500	A	6D-500-02	6D-500-FG-02	6D-500-SQ-02	6D-500-RD-02
	V	6D-500-01	6D-500-FG-01	6D-500-SQ-01	6D-500-RD-01

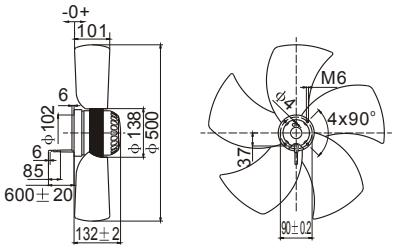

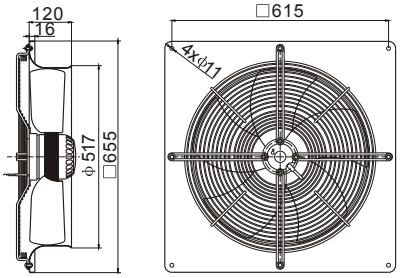

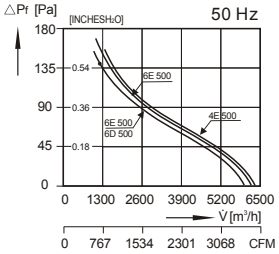

Dir.of air flow "V" ← "A" →

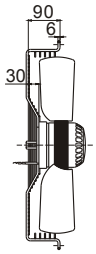

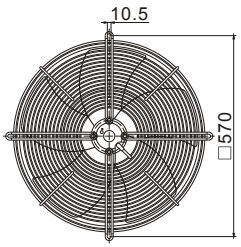

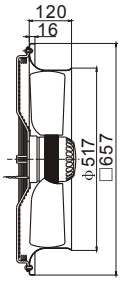

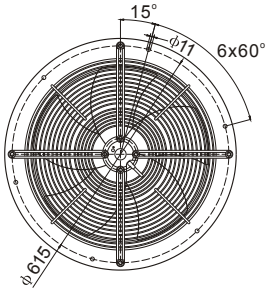

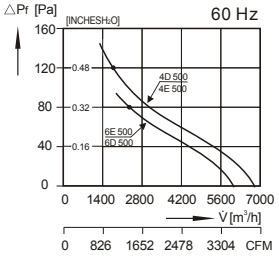

Type	Nominal Voltage	Frequency	Air Flow	Nominal Speed	Power Input	Current	Noise	Max Static Pressure	Temperature Range	Capacitor
	V	Hz	m^3/h	(min^{-1})	(W)	(A)	(dB)	(Pa)	℃	μF/vdb
4E-500	230	50	6200	1300	400	1.75	73	150	-25..+55	10.0/500
		60	6700	1500	420	1.95	76	120		
4D-500	415	50	6240	1300	400	0.70	73	170	-25..+65	·····
		60	6700	1500	350	0.95	76	150		
6E-500	230	50	5800	900	150	0.75	67	150	-25..+70	8.0/500
		60	5900	1100	190	0.90	68	90		
6D-500	415	50	5800	900	230	0.68	67	140	-25..+60	·····
		60	5900	1050	230	0.65	68	80		

"A" indicates air direction is from impellers to the guard, while "V" indicates the direction is from guard to the impellers.

AC AXIAL FAN

- ER Series
- ø550mm

Type	Dir. of air flow A/V				
4E-550	A	4E-550-02	4E-550-FG-02	4E-550-SQ-02	4E-550-RD-02
	V	4E-550-01	4E-550-FG-01	4E-550-SQ-01	4E-550-RD-01
4D-550	A	4D-550-02	4D-550-FG-02	4D-550-SQ-02	4D-550-RD-02
	V	4D-550-01	4D-550-FG-01	4D-550-SQ-01	4D-550-RD-01
6E-550	A	6E-550-02	6E-550-FG-02	6E-550-SQ-02	6E-550-RD-02
	V	6E-550-01	6E-550-FG-01	6E-550-SQ-01	6E-550-RD-01
6D-550	A	6D-550-02	6D-550-FG-02	6D-550-SQ-02	6D-550-RD-02
	V	6D-550-01	6D-550-FG-01	6D-550-SQ-01	6D-550-RD-01

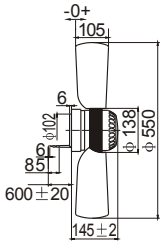

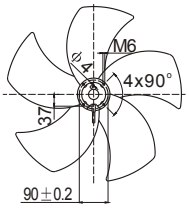

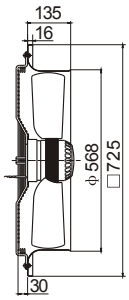

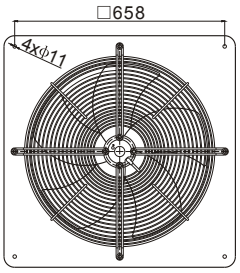

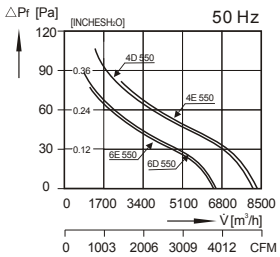

Dir.of air flow "V" ← "A" →

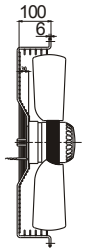

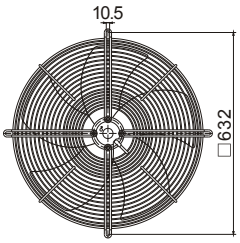

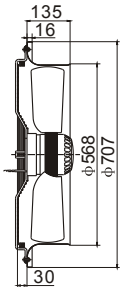

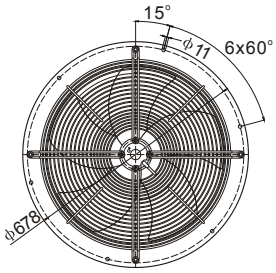

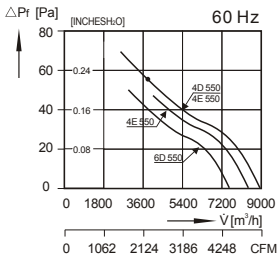

Type	Nominal Voltage	Frequency	Air Flow	Nominal Speed	Power Input	Current	Noise	Max Static Pressure	Temperature Range	Capacitor
	V	Hz	m^3/h	(min^{-1})	(W)	(A)	(dB)	(Pa)	℃	μ F/vdb
4E-550	230	50	8200	1300	500	2.50	76	80	-25..+60	10.0/500
		60	9000	1500	590	2.90	78	55		
4D-550	415	50	8400	1320	500	1.15	76	110	-25..+65	·····
		60	9000	1500	690	1.25	79	70		
6E-550	230	50	6340	900	210	1.00	68	70	-25..+60	8.0/500
		60	8500	1100	230	1.12	70	45		
6D-550	415	50	6500	950	300	1.00	69	90	-25..+65	·····
		60	7600	1130	290	0.85	70	50		

"A" indicates air direction is from impellers to the guard, while "V" indicates the direction is from guard to the impellers.

AC AXIAL FAN

- ER Series
- ø600mm

Type	Dir. of air flow A/V				
4E-600	A	4E-600-02	4E-600-FG-02	4E-600-SQ-02	4E-600-RD-02
	V	4E-600-01	4E-600-FG-01	4E-600-SQ-01	4E-600-RD-01
4D-600	A	4D-600-02	4D-600-FG-02	4D-600-SQ-02	4D-600-RD-02
	V	4D-600-01	4D-600-FG-01	4D-600-SQ-01	4D-600-RD-01
6E-600	A	6E-600-02	6E-600-FG-02	6E-600-SQ-02	6E-600-RD-02
	V	6E-600-01	6E-600-FG-01	6E-600-SQ-01	6E-600-RD-01
6D-600	A	6D-600-02	6D-600-FG-02	6D-600-SQ-02	6D-600-RD-02
	V	6D-600-01	6D-600-FG-01	6D-600-SQ-01	6D-600-RD-01

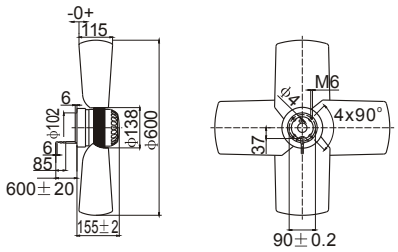

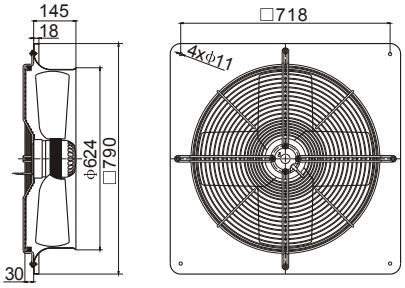

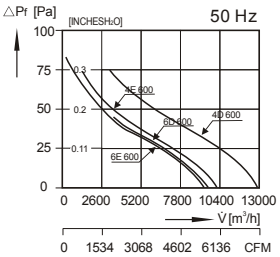

Dir.of air flow "V" ← "A" →

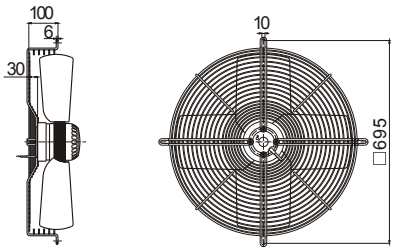

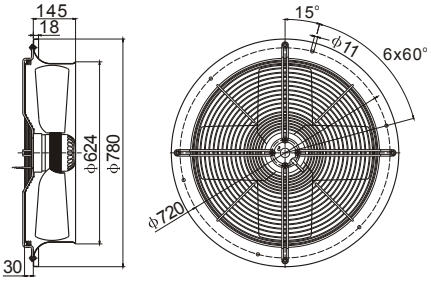

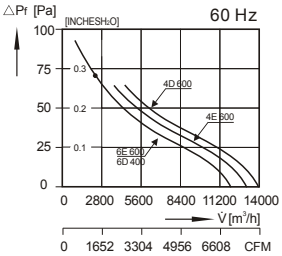

Type	Nominal Voltage	Frequency	Air Flow	Nominal Speed	Power Input	Current	Noise	Max Static Pressure	Temperature Range	Capacitor
	V	Hz	m^3/h	(min^{-1})	(W)	(A)	(dB)	(Pa)	℃	μF/vdb
4E-600	230	50	10000	1300	680	3.00	77	75	-25..+65	14.0/500
		60	13000	1470	630	2.90	78	60		
4D-600	415	50	13000	1340	800	1.55	76	75	-25..+65	·····
		60	14300	1450	850	1.80	77	60		
6E-600	230	50	9000	925	360	1.40	70	85	-25..+60	10.0/500
		60	12000	1100	380	1.75	72	90		
6D-600	415	50	9500	900	450	1.20	70	45	-25..+65	·····
		60	12000	1100	360	1.80	71	70		

"A" indicates air direction is from impellers to the guard, while "V" indicates the direction is from guard to the impellers.

AC AXIAL FAN

- ER Series
- ø630mm

Type	Dir. of air flow A/V			
4E-630	A	4E-630-02	4E-630-FG-02	4E-630-SFG-02
	V	4E-630-01	4E-630-FG-01	4E-630-SFG-01
4D-630	A	4D-630-02	4D-630-FG-02	4D-630-SFG-02
	V	4D-630-01	4D-630-FG-01	4D-630-SFG-01
6E-630	A	6E-630-02	6E-630-FG-02	6E-630-SFG-02
	V	6E-630-01	6E-630-FG-01	6E-630-SFG-01
6D-630	A	6D-630-02	6D-630-FG-02	6D-630-SFG-02
	V	6D-630-01	6D-630-FG-01	6D-630-SFG-01

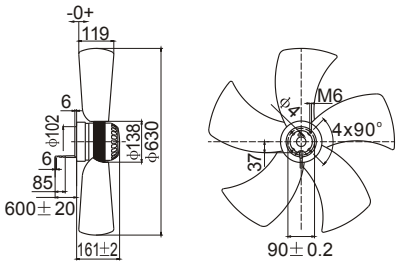

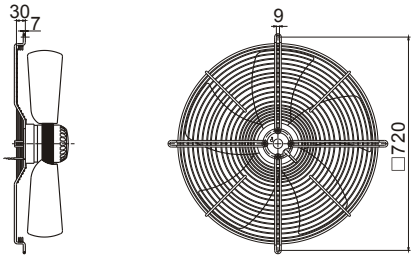

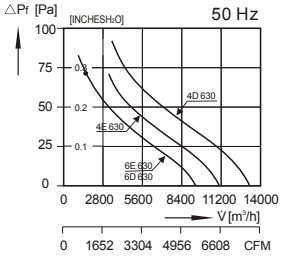

Dir.of air flow "V" ← "A" →

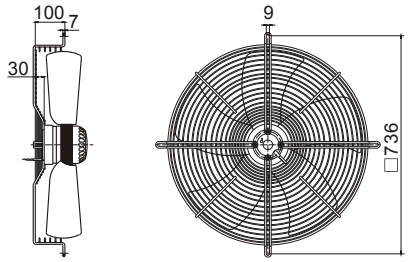

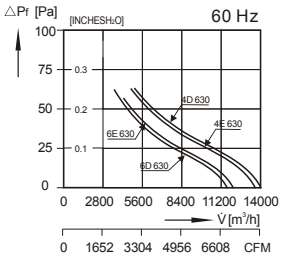

Type	Nominal Voltage	Frequency	Air Flow	Nominal Speed	Power Input	Current	Noise	Max Static Pressure	Temperature Range	Capacitor
	V	Hz	m^3/h	(min^{-1})	(W)	(A)	(dB)	(Pa)	℃	μ F/vdb
4E-630	230	50	11000	1280	700	3.00	78	70	-25..+60	16.0/500
		60	13500	1500	680	3.00	79	60		
4D-630	415	50	13000	1340	800	1.55	78	80	-25..+65	·····
		60	14000	1480	850	1.80	79	60		
6E-630	230	50	9500	925	360	1.40	72	70	-25..+60	12.0/500
		60	12800	1100	380	1.75	72	55		
6D-630	415	50	9500	900	450	1.20	73	80	-25..+65	·····
		60	12000	1150	360	1.80	74	60		

"A" indicates air direction is from impellers to the guard, while "V" indicates the direction is from guard to the impellers.

AC AXIAL FAN

- ER Series
- ø700mm

Type	Dir. of air flow A/V			
6D-700	A	6D-700-02	6D-700-FG-02	6D-700-SFG-02
	V	6D-700-01	6D-700-FG-01	6D-700-SFG-01
8D-700	A	8D-700-02	8D-700-FG-02	8D-700-SFG-02
	V	8D-700-01	8D-700-FG-01	8D-700-SFG-01

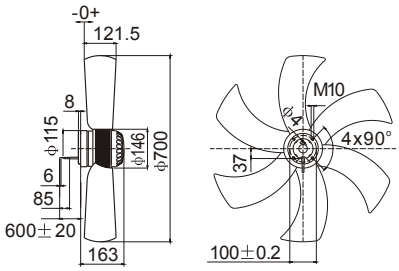

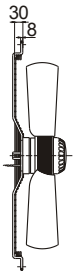

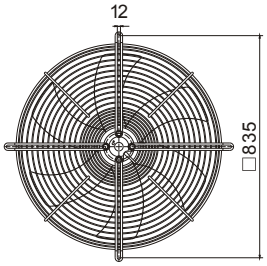

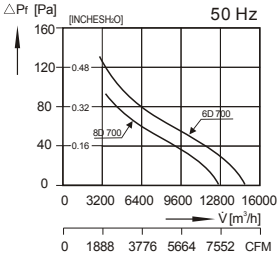

Dir.of air flow "V" ← "A" →

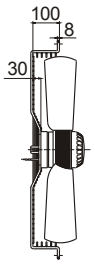

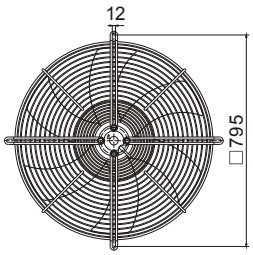

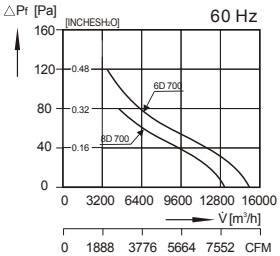

Type	Nominal Voltage	Frequency	Air Flow	Nominal Speed	Power Input	Current	Noise	Max Static Pressure	Temperature Range	Capacitor
	V	Hz	m^3/h	(min^{-1})	(W)	(A)	(dB)	(Pa)	℃	μF/vdb
6D-700	415	50	14000	900	1100	2.60	75	130	-25..+55	·····
		60	15000	1050	1100	2.80	76	120		
8D-700	415	50	12700	680	700	1.90	71	90	-25..+55	·····
		60	13000	750	1050	2.10	77	80		

"A" indicates air direction is from impellers to the guard, while "V" indicates the direction is from guard to the impellers.

AC AXIAL FAN

- ER Series
- ø750mm

Type	Dir. of air flow A/V			
6D-750	A	6D-750-02	6D-750-FG-02	6D-750-SFG-02
	V	6D-750-01	6D-750-FG-01	6D-750-SFG-01
8D-750	A	8D-750-02	8D-750-FG-02	8D-750-SFG-02
	V	8D-750-01	8D-750-FG-01	8D-750-SFG-01

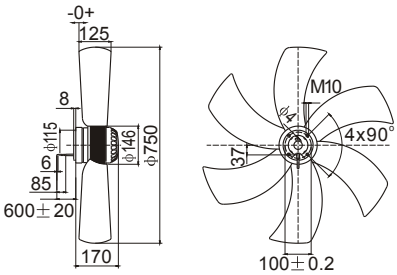

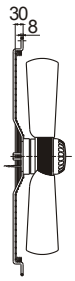

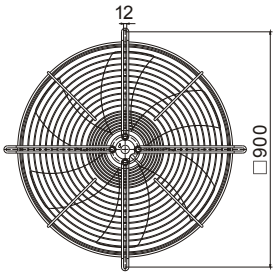

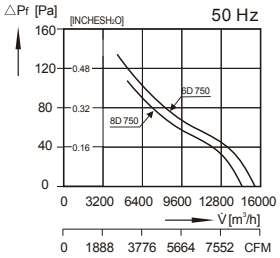

Dir.of air flow "V" ← "A" →

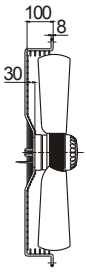



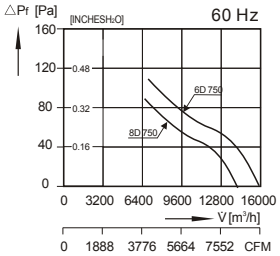

Type	Nominal Voltage	Frequency	Air Flow	Nominal Speed	Power Input	Current	Noise	Max Static Pressure	Temperature Range	Capacitor
	V	Hz	m^3/h	(min^{-1})	(W)	(A)	(dB)	(Pa)	℃	μ F/vdb
6D-750	415	50	15500	900	1200	3.20	78	130	-25..+50	·····
		60	16000	1050	1240	3.40	80	110		
8D-750	415	50	14000	680	930	2.40	75	100	-25..+50	·····
		60	14600	760	960	2.50	76	90		

"A" indicates air direction is from impellers to the guard, while "V" indicates the direction is from guard to the impellers.